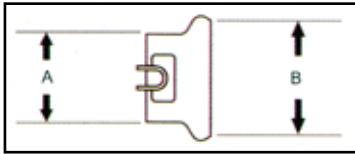
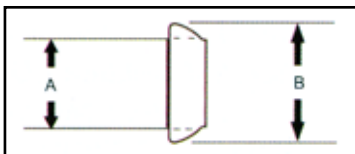


Abmessungen für Armaturen System „Perrot“



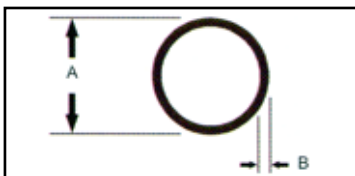
System „Perrot“ M-Teil

| Nennweite | A (in mm) | B (in mm) |
|-----------|-----------|-----------|
| 50 | 50,0 | 85,0 |
| 70 | 70,0 | 108,0 |
| 89 | 89,0 | 136,0 |
| 108 | 108,0 | 161,0 |
| 133 | 133,0 | 188,0 |
| 159 | 159,0 | 223,0 |
| 216 | 216,0 | 287,0 |



System „Perrot“ V-Teil

| Nennweite | A (in mm) | B (in mm) |
|-----------|-----------|-----------|
| 50 | 50,0 | 76,0 |
| 70 | 70,0 | 103,0 |
| 89 | 89,0 | 133,0 |
| 108 | 108,0 | 154,0 |
| 133 | 133,0 | 179,0 |
| 159 | 159,0 | 210,0 |
| 216 | 216,0 | 312,0 |



System „Perrot“ O-Ring

| Nennweite | A (in mm) | B (in mm) |
|-----------|-----------|-----------|
| 50 | 86,0 | 11,0 |
| 70 | 110,0 | 11,5 |
| 89 | 140,0 | 14,0 |
| 108 | 160,0 | 18,0 |
| 133 | 190,0 | 22,0 |
| 159 | 220,0 | 20,0 |
| 216 | 306,0 | 25,0 |